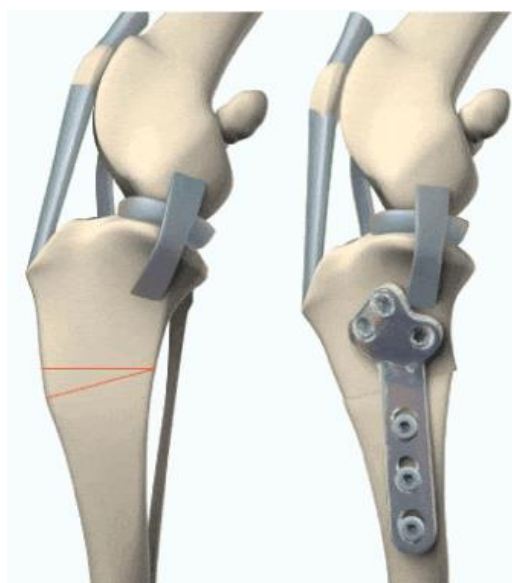


Pre-Operative Information: Cranial Closing Wedge Osteotomy (CCWO)

Price: £3,500 (including VAT @ 20%)



A Cranial Closing Wedge Osteotomy (CCWO) has been recommended for your dog as the most appropriate method of surgical treatment for cranial cruciate ligament (CCL) disease, which is often the result of a degenerative process in dogs. It is frequently noticed after running, playing or jumping. The damage to the cranial cruciate ligament leads to instability and pain in the affected limb.

Many surgical treatment options are available for managing CCL disease, however, CCWO is recommended as the most appropriate treatment option for smaller dogs, based on the shape and size of their tibia (shin bone).

During each surgery a complete assessment of the joint is necessary to assess the damaged cruciate ligament and the joint menisci (these mini, shock absorbing cartilage pads provide rotational knee stability).

An accurately measured wedge of bone is cut and removed from the tibia. The two edges of bone are then brought together (closed) and a metal plate is applied to secure and stabilize the osteotomy site. This results in a levelling out of the tibial joint surface, preventing the femur slipping backwards.

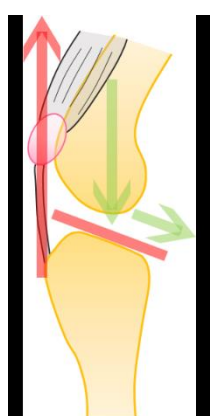


Figure 1 – Instability in the stifle joint due to damage of the cranial cruciate ligament. This results in backward 'slippage' of the femur because of the backward sloping angle of the top of the tibia.

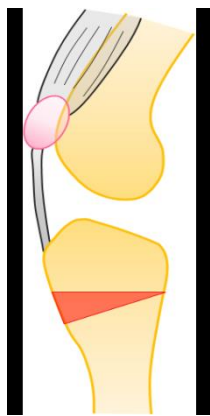


Figure 2 – An accurately measured wedge of bone is cut from the front of the tibia.

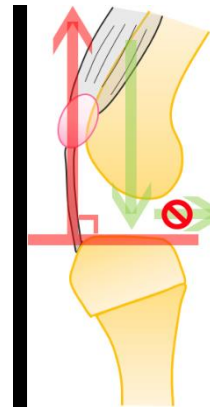


Figure 3 – Following removal of the wedge, the gap is closed. A plate is then placed to secure and stabilize the osteotomy site. The result is that the top of the tibia becomes a horizontal platform onto which the femur can hinge without slipping backwards.

Whilst there is no cure for CCL disease in dogs, the goals of treatment are to relieve pain, improve function by stabilisation and reduce the progression of arthritis. Surgery, in combination with exceptional postoperative care and rehabilitation can significantly improve the outcome and prognosis for dogs with CCL disease.

For more information or to discuss this surgery in more detail with one of our veterinary surgeons please contact us at the practice on 015394 88555 or visit the referrals section of our website at www.oakhillvetgroup.co.uk

What is included?

At Oakhill Vets we strive to ensure our orthopaedic surgeries are 'all inclusive' and so INCLUDE the following:

- Prehabilitation consultation in our state-of-the-art Animal Rehabilitation Centre (ARC)
- Pre-anaesthetic blood screen (if required)
- Hospitalisation (up to 24 hours)
- Intravenous fluids during the anaesthetic and surgery
- General Anaesthesia / Sedation
- Surgery (including implants)
- Post-operative medication (for up to three weeks)
- 24-hour post-operative laser / cold-pack treatment / physiotherapy
- Week one post-operative rehabilitation consultation and rehabilitation plan (in the ARC)

What is not included?

Post-operative x-rays are advised around 6-8 weeks post-operatively. These are **not** included in the price of the surgery.

Post-operative complications are not common, but are possible. While we endeavour to give you an up-front, all-inclusive estimate, when it comes to pets recovering from surgery there is unfortunately an element of unpredictability! Treatments not included because of unexpected complications include (but are not limited to):

- Late meniscal injury, requiring exploration of joint
- Self-trauma by pet to surgical site
- Post-operative wound infection
- Post-operative fracture complications

Rehabilitation

We strongly advise rehabilitation in our Animal Rehabilitation Centre (ARC) following this surgery. We offer patients that have had surgery at Oakhill an amazing and heavily discounted 12-week post-operative rehabilitation package. Please see our ARC price list for details.

Payment Options

Payment is expected in full at the time of consultation or upon discharge from Oakhill Vets. If your pet is insured we would request that you pay for your their treatment and claim the funds back from your insurance company. Once you have settled the cost of any treatment we can help you complete your insurance claim form(s) at no additional charge. Direct claims may be arranged with some insurance companies and are subject to a check with our referral coordinators prior to your appointment. An administration fee is chargeable each time a direct claim is carried out by our referral coordinators. If you have any concerns about payment then please contact us prior to your consultation.

Why choose Oakhill Veterinary Referrals?

Oakhill Vets is based in Windermere in the beautiful Lake District. We are happy to take referrals from clients further afield. Let our friendly, highly skilled and experienced team of Veterinary Surgeons and Registered Veterinary Nurses look after your pet while you relax and enjoy a short break in The Lakes. For more details please phone the practice and speak to one of our helpful referral coordinators on 015394 88555.